

**SAWING SOLUTIONS**

*..whatever the application, we have the blade and machine to match*



WE OFFER A STATE OF THE ART  
RE-SHARPENING SERVICE.  
FOR MORE DETAILS GO TO PAGE 23

## Why one sawblade doesn't suit ALL applications HOW TO SAVE YOURSELF MONEY & TIME



The type of saw blade you need largely depends on the application and what kind of material you are intending to cut.

One sawblade won't cut all unfortunately and being a bit savvy when it comes to your blade selection will ultimately save you money in replacement blades and the time it takes for them to arrive.

We stock both standard and made to order (SPECPLUS) blades that will be specific to your application. Each blade is designed to not only give you the 'best cut' but to ensure that the blade is ultimately durable and long lasting if used correctly.

If you're not sure about what type of blade you need, ask your dealer who will advise you.

### THINGS TO CONSIDER WHEN CUTTING FERROUS & NON-FERROUS METALS:

**Is the blade suitable for the material?**

**Blade width / type?**

**Cutting speed?**- cutting material too fast will cause excess heat to build up within the blade causing it to blunt quickly. Generally and as rule of thumb, the harder the material - the slower the cutting speed...

- ALUMINIUM - 150 - 1000m / min
- MILD STEEL - 50 - 120m / min
- STAINLESS STEEL - 20 - 75m / min

Also, when cutting metal with a new blade, it's important to **run the blade in**, using a slow feed rate for the first 5-10 mins - improving blade life and cutting performance.

**Tooth pitch** (number of teeth) - the thicker the material, the coarser the pitch whereas thinner material requires a fine tooth pitch. With metal cutting, the tooth pitch will vary depending on whether the material is solid or section.

**Tooth Shape?** - regular, hook or skip?

So, there are quite a number of variables to consider when selecting the correct sawblade for your particular application. That is why we always recommend that you seek advice from technical professionals who will be able to help you make the right decisions that will suit both your application and more importantly your budget in the long run.

Another thing to consider is using a reputable re-sharpening / re-manufacturing service for when your blades need some much needed TLC. Not all re-sharpening services use the correct practice which ultimately ends up costing you more in new blades long before you need to invest in them.

We offer a state of the art re-manufacturing service that utilises the latest CNC technology that many sawblade manufacturers use today. What this means to you is that we will guarantee to restore your blades to 'as new' which will ultimately result in longevity and better blade performance. (see page 23)




A premium service designed around your specific requirements. We can manufacture blades to order, which ultimately means more cuts per blade and increased blade performance. Ask your dealer for more details.

...whatever the application - we have a blade to match!

**specPLUS**


# CONTENTS

HOW TO FIND WHAT YOU NEED



PAGE	BLADES	TYPE	BRAND	MATERIAL
4,5	CIRCULAR	HSS & COBALT CHOPSAW BLADES	MULTICUT	FERROUS / NON-FERROUS
6,7	CIRCULAR	TUNGSTEN CARBIDE TIPPED (TCT) HSS NON-FERROUS	DURACORE	ALUMINIUM / UPVC
8,9	CIRCULAR	HSS BRIGHT FINISH - METRIC & IMPERIAL RANGE	DURACORE	VARIOUS
10,11	CIRCULAR	SOLID CARBIDE SLITTING BLADES	DURACORE	STEEL / STAINLESS STEEL
12	CIRCULAR	HSS BRIGHT FINISH - SCREW SLOTTING	DURACORE	VARIOUS
13	CIRCULAR	PIPE SAW BLADES	DURACORE	STEEL / STAINLESS STEEL
14	CIRCULAR	MILLING CUTTERS	DURACORE	STEEL / NON-FERROUS
15	CIRCULAR	TCT - FERRO DRY CUT	DURACORE	ALUMINIUM / STEELS
16,17	BANDSAW	INTRODUCING THE SIMONDS RANGE	SIMONDS	VARIOUS
18	BANDSAW	BI-METAL - M51	SIMONDS	ALL
19	BANDSAW	BI-METAL - M42	SIMONDS	VARIOUS
20	BANDSAW	CARBIDE TIPPED	SIMONDS	VARIOUS
21	BANDSAW	NEGATIVE RAKE / SET TOOTH	SIMONDS	VARIOUS
22	BANDSAW	CARBON BLADES	SIMONDS	VARIOUS
23	BANDSAW	THE UK'S COMPLETE RE-SHARPENING SERVICE	DYNASHAPE	ALL
<b>MACHINERY</b>				
24,25	INDUSTRIAL COLD SAWS		MULTICUT	
26	INDUSTRIAL BANDSAWS		KESMAK	
27	TUBE BENDERS		MACKMA	
28,29	WORKSHOP BANDSAWS		IMET	
30	LUBRICANTS & MIST SYSTEMS		ADDISON	

PROVEN IN PRODUCTION FOR OVER 60 YEARS - BRANDS YOU CAN TRUST



# multi-CUT

## HSS and COBALT Chop Saw Blades HIGH SPEED STEEL

“ A vast range of superior saw blades for various applications and materials. Whatever the job - we have a blade to meet your requirements. ”

WE OFFER A STATE OF THE ART RE-SHARPENING SERVICE. FOR MORE DETAILS GO TO PAGE 23

High Speed Steel  
Steam Oxide Coated  
Hollow Ground Body  
CNC Ground Tooth - (DIN 1837A / DIN1838B)  
**PVD Coatings Available - TiN / TiAlN / TiCN / M35 as standard**

FOR OUR RANGE OF CHOPSAW MACHINES - TURN TO P. 24



A premium service designed around your specific requirements. We can manufacture blades to order, which ultimately means more cuts per blade and increased blade performance. See your dealer for more details.

Outer ø (MM)	Blade Cut Thickness (MM)	Inner ø (MM)	Hub ø (MM)	Din Std side run out	TOOTH PITCH (MM)																								
					2,5	3	4	4,5	5	5,5	6	7	8	9	10	12	14	16	18										
225	1,2	32	100	0,20																									
	1,6	32	100	0,20																									
	1,8	32/40	100	0,20	280	220	180	160	140	128	120	100	90	80	70	60													
	2,0	25,4/32/40	100	0,20																									
	2,5	32	100	0,20																									
250	1,0	25,4/32	100	0,25																									
	1,2	25,4/32	100	0,25																									
	1,6	32	100	0,25	320	250	200	180	160	140	128	110	100	90	80	66													
	2,0	25,4/32/40	100	0,25																									
	2,5	25,4/32/40	100	0,25																									
275	1,2	32	100	0,25																									
	1,6	32/40	100	0,25																									
	2,0	32/40	100	0,25	340	280	220	200	180	160	140	120	110	96	90	70	60												
	2,5	25,4/32/40	100	0,25																									
	3,0	32/40	100	0,25																									
300	1,2	32/40	120	0,25																									
	1,5	32/40	100	0,25																									
	2,0	32/40	120	0,25	380	300	220	200	180	170	160	140	120	100	90	80	68												
	2,5	32/40	100	0,25																									
	3,0	32/40	100	0,25																									
315	1,5	32/40	120	0,30																									
	1,8	32/40	120	0,30																									
	2,0	32/40	100	0,30	400	300	240	220	200	180	160	140	120	110	100	80	70	60											
	2,5	32/40	100	0,30																									
	3,0	32/40	100	0,30																									
325	2,0	32/40	120	0,30																									
	2,5	32/40	100	0,30	410	320	250	220	200	190	170	146	128	110	100	80	72	64											
	3,0	40	100	0,30																									
350	1,6	32/40	130	0,30																									
	1,8	32/40	130	0,30																									
	2,0	32/40	120	0,30	440	350	280	240	220	200	180	160	140	120	110	100	80	70	64										
	2,5	32/40/50	120	0,30																									
	3,0	32/40/50	120	0,30																									
370	3,5	32/40/50	120	0,30																									
	2,0	32/40	130	0,30																									
	2,5	32/40/50	120	0,30						380	280	260	220	210	190	160	140	120	110	100	80	70	64						
	3,0	32/40/50	120	0,30																									
	3,5	32/40/50	120	0,30																									
400	3,0	40/50	120	0,30																									
	3,5	40/50	120	0,30								250	220	200	180	160	140	130	120	100	90	70							
	4,0	40/50	120	0,30																									
425	3,0	40/50	120	0,30																									
	3,5	40/50	120	0,30								260	220	210	200	180	160	130	120	100	90	70							
	4,0	40/50	120	0,30																									

■ HIGHLIGHTED SIZES INDICATE STANDARD STOCK, ALL OTHERS ARE MADE TO ORDER.



# multi-CUT

## PERFORMANCE OPTIONS

### HSSE Cobalt PVD Coated



Specially formulated coatings for stainless steels, exotic metals and high performance applications. We can supply all coatings in either M2 or M35 quality, either as blanks or together based on your preference. Depending on the grade of material it is advised to change the front face and clearance angles on the teeth to suit your application.

- ✓ TIN Coating    ✓ TiCN Coating
- ✓ TiAlN Coating    ✓ M35 as standard - M2 available on request

Manufactured from high speed steel also known as M2 or DMo5, heat treated to 64/65 Rockwell and also available in M35 or EMo5Co5 which is heat treated to 65/66 Rockwell



WE OFFER A STATE OF THE ART  
RE-SHARPENING SERVICE.  
FOR MORE DETAILS GO TO PAGE 23

FOR OUR RANGE OF CHOPSAW MACHINES - TURN TO P. 24



A premium service designed around your specific requirements. We can manufacture blades to order, which ultimately means more cuts per blade and increased blade performance. See your dealer for more details.

HSSE Cobalt PVD Coated Performance																					
outer	blade cut	inner	hub	DIN	tooth pitch [mm]																
∅	thickness	∅	∅	standard	2,5	3	4	4,5	5	5,5	6	7	8	9	10	12	14	16	18		
[mm]	[mm]	[mm]	[mm]	Side Run Out	A	BW	BW	BW	BW	HZ	HZ	HZ	HZ	HZ	HZ	HZ	HZ	HZ	HZ		
225	1,2	32	100	0,20	280	220	180	160	140	128	120	100	90	80	70	60					
	1,6	32	100	0,20																	
	1,8	32/40	100	0,20																	
	2,0	25,4/32/40	100	0,20																	
	2,5	32	100	0,20																	
250	1,0	25,4/32	100	0,25	320	250	200	180	160	140	128	110	100	90	80	66					
	1,6	32	100	0,25																	
	2,0	25,4/32/40	100	0,25																	
	2,5	25,4/32/40	100	0,25																	
	3,0	32/40	100	0,25																	
	1,2	32	100	0,25																	
275	1,6	32/40	100	0,25	340	280	220	200	180	160	140	120	110	96	90	70	60				
	2,0	32/40	100	0,25																	
	2,5	25,4/32/40	100	0,25																	
	3,0	32/40	100	0,25																	
300	1,2	32/40	120	0,25	380	300	220	200	180	170	160	140	120	100	90	80	68				
	1,5	32/40	100	0,25																	
	2,0	32/40	100	0,25																	
	2,5	32/40	100	0,25																	
	3,0	32/40	100	0,25																	
315	1,5	32/40	120	0,30	400	300	240	220	200	180	160	140	120	110	100	80	70	60			
	1,8	32/40	120	0,30																	
	2,0	32/40	100	0,30																	
	2,5	32/40	100	0,30																	
325	2,0	32/40	120	0,30	410	320	250	220	200	190	170	146	128	110	100	80	72	64			
	3,0	40	100	0,30																	
	1,6	32/40	130	0,30																	
	1,8	32/40	130	0,30																	
350	2,0	32/40	120	0,30	440	350	280	240	220	200	180	160	140	120	110	90	80	70	60		
	2,5	32/40/50	120	0,30																	
	3,0	32/40/50	120	0,30																	
	3,5	32/40/50	120	0,30																	
	2,0	32/40	130	0,30																	
	2,5	32/40/50	120	0,30																	
370	3,0	32/40/50	120	0,30	380	280	260	220	210	190	160	140	120	110	100	80	70	64			
	3,5	32/40/50	120	0,30																	
	3,0	40/50	120	0,30																	
	4,0	40/50	120	0,30																	
400	3,5	40/50	120	0,30				250	220	200	180	160	140	130	120	100	90	70			
	4,0	40/50	120	0,30																	
	3,0	40/50	120	0,30																	
425	3,0	40/50	120	0,30				260	220	210	200	180	160	130	120	100	90	70			
	3,5	40/50	120	0,30																	
	4,0	40/50	120	0,30																	

■ HIGHLIGHTED SIZES INDICATE STANDARD STOCK, ALL OTHERS ARE MADE TO ORDER.



**DURACORE**

## Tungsten Carbide Tipped (TCT) Industrial Circulares - ALUMINIUM / UPVC

WE OFFER A STATE OF THE ART  
RE-SHARPENING SERVICE.  
FOR MORE DETAILS GO TO P. 23



IDEAL FOR THE MECAL SW453 PLUG - CN DOUBLE  
MITRE SAW WITH PNEUMATIC HEAD TILT

“ Industrial quality Tungsten Carbide Tipped circular saw blades specifically developed for aluminium and non ferrous cutting applications including UPVC, copper and brass. This range has been designed to incorporate low noise laser slots and negative rake triple chip tooth form as standard for a great finish.

Suitable for chop, uprising, double mitre saws,  
CNC machining centres and panel saws. ”

SUITABLE FOR:  
MECAL | EMMEGI | FOM | ELUMATEC |  
MG | TRONZADORAS | TEKNA | PERTICI  
| ITALMAC | KOMBIMATEC | LGF |  
STUGA | BOMAR | MACC | IMET |  
PRESTA EISELE | PEDRAZZOLI |  
KALTENBACH | KASTO | ALTECH |  
FERRARI EMILIO

NEED TO UPGRADE YOUR OLD MACHINE?  
TURN TO P. 24

Circular TCT non ferrous applications STANDARD								
Ø mm	kerf mm	IDØ mm	Tooth Qty	Tooth Form		Part No		
250	3.4	30	80	(HZ) -5°		30902		
		32				30900		
		30				30921-30		
	2.2	30	32	100	(HZ) -5°		30921	
							30	30940
							32	30939
300	3.4	30	96	(HZ) -5°		30980		
		32				30907		
330	3.4	30	96	(HZ) -5°		30942		
		32				30932		
350	3.4	30	84	(HZ) -5°		30908-30		
		32				30908		
		30	108	(HZ) -5°		30968		
						32	30909	
380	4.0	30	110	(HZ) -5°		30955-30		
		32				30955		
400	4.0	30	96	(HZ) -5°		30969		
		32				30911		
		30	120	(HZ) -5°		17831		
						32	30956	
420	4.0	30	96	(HZ) -5°		30935		
		32				30913		
450	4.0	30	108	(HZ) -5°		30986		
		32				30960		
500	4.2	30	120	(HZ) -5°		15888		
		32				30998		
		50				17585		
		30				30944-30		
550	4.4	32	132	(HZ) -5°		30944-32		
		50				30944-50		
		30				140	(HZ) 5°	
<b>TCT Window Trim Saws - 45° Bevel</b>								
ODØ mm	Kerf mm	IDØ mm	Teeth					
95	2.1	20	20 LH			54023		
			20 RH			54024		

Circular TCT non ferrous applications - Performance range SPECPLUS						
ODØ mm	Kerf mm	IDØ mm	Teeth	Form	Carbide	Part No.
350	3,0/2,4	30	110	BC5	KCR05	53947
400	3,5/3,0	30	100	BC5	KCR05	53948
450	3,5/3,0	30	110	BC5	KCR05	53949
500	3,5/3,0	30	120	BC5	KCR05	53950



A premium service designed around your specific requirements.  
We can manufacture blades to order, which ultimately means more cuts per blade and increased blade performance. See your dealer for more details.



# DURACORE

## HSS Low Rockwell

### ALUMINIUM / UPVC / NON FERROUS METALS

“ Designed for cutting non-ferrous materials in excess of 2,000rpm and offering a reduced rockwell hardness in order to limit brittleness which results in faster cutting speeds. This option is preferred to TCT blades for finer cutting applications such as bead cutting. ”

#### High Speed Steel - Low Rockwell - Alu & UPVC Cutting

OD Ø	Kerf	IDØ	Teeth (A)	Part No.
200	1,8	30	Blank	31308
200	1,8	32	Blank	38814
200	1,8	30	200	38815
200	1,8	32	200	51156
210	1,8	30	Blank	60040
210	1,8	30	200	60039
225	1,8	30	Blank	60035
225	1,8	32	Blank	60034
225	1,8	30	200	60032
225	1,8	32	200	60033
250	2,0	30	Blank	17102
250	2,0	32	Blank	17411
250	2,0	30	200	30640
250	2,0	32	200	17494
300	2,0	32	Blank	30844
300	2,5	30	Blank	51070

OD Ø	Kerf	ID Ø	Teeth	Bevel	Grade	Part No.
103	2,0	32	60	45° (LH)	HSS	15016
103	2,0	32	60	45° (RH)	HSS	15016
95	2,1/1,6	20	20	45° (LH)	TCT	54023
95	2,1/1,6	20	20	45° (RH)	TCT	54024

NEED TO UPGRADE YOUR OLD MACHINE? - TURN TO P. 24

WE OFFER A STATE OF THE ART RE-SHARPENING SERVICE. FOR MORE DETAILS GO TO P. 23

### specPLUS

A premium service designed around your specific requirements. We can manufacture blades to order, which ultimately means more cuts per blade and increased blade performance. Ask your dealer for more details.



**DURACORE**

**HSS Bright Finish  
METRIC & IMPERIAL RANGE**



“ A range of high speed, bright finish steel slitting saw blades that are stocked in both metric and imperial sizes and are designed for cutting both ferrous and non-ferrous materials in excess of 1,500 - 3,000rpm. These offer a reduced rockwell hardness that reduces brittleness which in turn allows for faster cutting speeds and is preferred for finer applications such as within the fabrication industry. Teeth are precision ground in accordance with DiN standards 1837 and 1838. ”

HSS SLITTING SAWS Metric & Imperial										
	20ø x 5ø mm		25ø x 8ø mm		32ø x 8ø mm		40ø x 8/10ø mm		50ø x 13ø mm	
kerf	(A)	(B)	(A)	(B)	(A)	(B)	(A)	(B)	(A)	(B)
0.20	80		80		100		128		128	
0.25	64		80		100		100		128	
0.30	64		80		80		100		128	
0.40	64		64		80		100		100	
0.50	48		64		80		80		100	48
0.60	48		64		64		80		100	48
0.80	48		48		64		80		80	40
1.00	40		48		64		64		80	40
1.20	40		48		48		64		80	40
1.60	40		40		48		64		64	32
2.00	32		40		48		48		64	32
2.50	32		40		40		48		64	32
3.00	32		32		40		48		48	24
4.00	24		32		40		40		48	24
5.00	24		32		32		40		48	24
6.00	24		24		32		40		40	20

	63ø x 16ø mm		80ø x 22ø mm		100ø x 22/27ø mm		125ø x 22ø mm		160ø x 32ø mm	
kerf	(A)	(B)	(A)	(B)	(A)	(B)	(A)	(B)	(A)	(B)
0.20	200									
0.25	160									
0.30	128		160							
0.40	128		160							
0.50	128	64	128	64	160/220/300	80				
0.60	100	48	128	64	160	80	160	80		
0.80	100	48	128	64	128	64	160	80		
1.00	100	48	100	48	128	64	160	80	160	80
1.20	80	40	100	48	128	64	128	80	160	80
1.60	80	40	100	48	100	48	128	64	160	80
2.00	80	40	80	40	100	48	100	64	128	64
2.50	64	32	80	40	100	48	100	64	128	64
3.00	64	32	80	40	80	40	100	48	128	64
4.00	64	32	64	32	80	40	100	48	100	48
5.00	48	24	64	32	80	40	80	40	100	48
6.00	48	24	64	32	64	32	80	40	100	48

NEED TO UPGRADE YOUR OLD MACHINE? - TURN TO P.24

**specPLUS**

A premium service designed around your specific requirements. We can manufacture blades to order, which ultimately means more cuts per blade and increased blade performance. See your dealer for more details.

WE OFFER A STATE OF THE ART RE-SHARPENING SERVICE. FOR MORE DETAILS GO TO P.23






# HSS Bright Finish METRIC & IMPERIAL RANGE

SIZES IN STOCK RANGE FROM 3/4" Ø – ask for details



	2.1/2"Ø x 1"Ø		3"Ø x 1"Ø		4"Ø x 1"Ø		5"Ø x 1", 1.1/4"Ø		6"Ø x 1", 1.1/4"Ø	
kerf	(A)	(B)	(A)	(B)	(A)	(B)	(A)	(B)	(A)	(B)
1/64"	62	26	74	30	100	36				
1/32"	62	26	74	30	100	36	124	40	150	44
3/64"	62	26	74	30	100	36	124	40	150	44
1/16"	62	26	74	30	100	36	124	40	150	44
5/64"	62	26	74	30	100	36	124	40	150	44
3/32"	62	26	74	30	100	36	124	40	150	44
7/64"	62	26	74	30	100	36	124	40	150	44
1/8"	62	26	74	30	100	36	124	40	150	44
5/32"	62	26	74	30	100	36	124	40	150	44
3/16"	62	26	74	30	100	36	124	40	150	44
7/32"	62	26	74	30	100	36	124	40	150	44
1/4"	62	26	74	30	100	36	124	40	150	44

	7"Ø x 1", 1.1/4"Ø		8"Ø x 1", 1.1/4"Ø		9"Ø x 1", 1.1/4"Ø		10"Ø x 1", 1.1/4"Ø		12"Ø x 1", 1.1/4"Ø	
kerf	(A)	(B)	(A)	(B)	(A)	(B)	(A)	(B)	(A)	(B)
1/64"										
1/32"										
3/64"										
1/16"	176	48	200	52	220	56	250	62		
5/64"	176	48	200	52	220	56	250	62		
3/32"	176	48	200	52	220	56	250	62		
7/64"	176	48	200	52	220	56	250	62		
1/8"	176	48	200	52	220	56	250	62		70
5/32"	176	48		52				62		70
3/16"	176	48		52				62		70
7/32"		48		52				62		
1/4"		48		52				62		



WE OFFER A STATE OF THE ART  
RE-SHARPENING SERVICE.  
FOR MORE DETAILS GO TO P.23



**DURACORE**

## Solid Carbide Slitting Saw Blades

### METRIC RANGE



“ Our carbide slitting saw blades are manufactured in accordance with DIN 1837 (fine) and DIN 1838 (course) tolerances.

Solid Carbide offer faster cutting speeds / feeds than HSS blades, boast superior cutting properties and offer greater durability therefore considerably reducing your production costs, per blade.

Stock item standards include no hub, hollow ground to bore, all with metric measurements.



MADE IN ITALY

NEED TO UPGRADE YOUR OLD MACHINE? - TURN TO P.24

Solid Carbide	Metric	Fine Pitch		(A)									
OD∅	15	20	25	30	40	50	63	80	100	125	150	160	200
ID∅	5	5	8	8	10	13	16	22	22	22	32	32	32
Width	Number of teeth - A, Fine (1837)												
0,10	64	80	80	100	128	128							
0,15	64	80	80	100	128	128							
0,20	64	80	80	100	128	128	160						
0,25	64	64	80	100	100	128	160						
0,30	64	64	80	80	100	128	128	160					
0,35	64	64	64	80	100	100	128	160					
0,40	64	64	64	80	100	100	128	160					
0,50	48	48	64	80	80	100	128	128	160				
0,60	48	48	64	64	80	100	100	128	160	160			
0,70	48	48	48	64	80	80	100	128	128	160			
0,80	40	48	48	64	80	80	100	128	128	160			
0,90	40	40	48	64	64	80	100	100	128	160			
1,00	40	40	48	64	64	80	100	100	128	160	150	160	
1,10	40	40	48	64	64	80	80	100	128	128			
1,20	40	40	48	48	64	80	80	100	128	128	150	160	
1,30	40	40	40	48	64	64	80	100	100	128			
1,40	40	40	40	48	64	64	80	100	100	128			
1,50	40	40	40	48	64	64	80	100	100	128	150	160	160
1,60	40	40	40	48	64	64	80	100	100	128	150	160	160
1,70	40	40	40	48	48	64	80	80	100	128			
1,80	40	32	40	48	48	64	80	80	100	128			
1,90	40	32	40	48	48	64	80	80	100	128			
2,00	40	32	40	48	48	64	80	80	100	128	128	128	160
2,50	40	32	40	40	48	64	64	80	100	100	128	128	160
3,00	40	32	32	40	48	48	64	80	80	100	128	128	64
3,50	40	24	32	40	48	48	64	64	80	100			
4,00	40	24	32	40	40	48	64	64	80	100	128	128	64
4,50	40	24	32	32	40	48	64	64	80	100			
5,00	40	24	32	32	40	48	48	64	80	80			
5,50	40	24	24	32	40	40	48	64	64	80			
6,00	40	24	24	32	40	40	48	64	64	80			

**specPLUS**

A premium service designed around your specific requirements. We can manufacture blades to order, which ultimately means more cuts per blade and increased blade performance. See your dealer for more details.

WE OFFER A STATE OF THE ART RE-SHARPENING SERVICE. FOR MORE DETAILS GO TO P.23



**DURACORE**

## Solid Carbide Slitting Saw Blades METRIC RANGE



*...can't be beaten on quality*

Solid Carbide	Metric	Coarse Pitch	(B)										
OD∅	15	20	25	30	40	50	63	80	100	125	150	160	200
ID∅	5	5	8	8	10	13	16	22	22	22	32	32	32
Width	Number of teeth - B, Coarse (1838)												
0,10													
0,15													
0,20	20	20	20	30	40	48							
0,25	20	20	20	30	40	48							
0,30	20	20	20	30	40	48	64	64					
0,35	20	20	20	30	40	48	64	64					
0,40	20	20	20	30	40	48	64	64					
0,50	20	20	20	30	40	48	64	64	80				
0,60	20	20	20	30	40	48	48	64	80	80			
0,70	20	20	20	30	40	40	48	64	80	80			
0,80	20	20	20	24	32	40	48	64	64	80			
0,90	20	20	20	24	32	40	48	48	64	80			
1,00	20	20	20	24	32	40	48	48	64	80	80	80	
1,10	20	20	20	24	32	40	40	48	64	64			
1,20	20	20	20	24	32	40	40	48	64	64	80	80	
1,30	20	20	20	24	32	32	40	48	48	64			
1,40	20	20	20	24	32	32	40	48	48	64			
1,50	20	20	20	24	32	32	40	48	48	64	80	80	80
1,60	20	20	20	24	32	32	40	48	48	64	80	80	80
1,70	20	20	20	24	32	32	40	40	48	64			
1,80	20	20	20	24	32	32	40	40	48	64			
1,90	20	20	20	24	32	32	40	40	48	64			
2,00	20	20	20	24	32	32	40	40	48	64	64	64	80
2,50	20	20	20	24	32	32	32	40	48	48	64	64	80
3,00	20	20	20	24	32	24	32	40	40	48	64	64	64
3,50	20	20	20	24	32	24	32	32	40	48			
4,00	20	20	20	24	32	24	32	32	40	48	48	48	64
4,50	20	20	20	24	32	24	32	32	40	40			
5,00	20	20	20	24	32	24	24	32	40	40			
5,50	20	20	20	24	32	20	24	32	32	40			
6,00	20	20	20	24	32	20	24	32	32	40			

A premium service designed around your specific requirements. We can manufacture blades to order; which ultimately means more cuts per blade and increased blade performance. See your dealer for more details.





**DURACORE**

## Screw Slotting Saws

HSS BRIGHT FINISH

“ HSS Imperial slitting saws with keyway bore for slotting screw and nut heads. These fine tooth blades can be used for small cut off operations and component slotting.

- ✓ Keyway bore for slotting screw and nut heads
- ✓ Fine tooth saws ideal for small cut off operations
- ✓ Designed for component slotting
- ✓ Cobalt - blue quality upgrade is available - this allows maximum output and reduced cost per cut ”

WE OFFER A STATE OF THE ART  
RE-SHARPENING SERVICE.  
FOR MORE DETAILS GO TO P.23

HSS SCREW SLOTTING SAWS PRODUCED IN 1.3/4"φ, 2.1/4"φ, 2.3/4φ

	3/4"φ x 1/4"φ	1"φ x 1/4"φ	1.1/4"φ x 3/8"	1.1/2"φ x 3/8"φ	2"φ x 3/8"φ		1.3/4"φ x 5/8"φ	2.1/4"φ x 5/8"φ	2.3/4"φ x 1"φ
kerf	(A)	(A)	(A)	(A)	(A)	kerf	(A)	(A)	(A)
.006"	40	50	60	72	100	.006"	90	60	72
.008"	40	50	60	72	100	.008"	90	60	72
.010"	40	50	60	72	100	.010"	90	60	72
.012"	40	50	60	72	100	.012"	90	60	72
1/64"	40	50	60	72	100	.014"	90	60	72
.020"	40	50	60	72	100	.016"	90	60	72
.025"	40	50	60	72	100	.018"	90	60	72
1/32"	40	50	60	72	100	.020"	90	60	72
3/64"	40	50	60	72	100	.023"	90	60	72
1/16"	40	50	60	72	100	.025"	90	60	72
5/64"	40	50	60	72	100	.028"	90	60	72
3/32"	40	50	60	72	100	.032"	90	60	72
7/64"	40	50	60	72	100	.035"	90	60	72
1/8"	40	50	60	72	100	.036"			72
5/32"				72	100	.040"	90	60	72
3/16"				72	100	.045"	90	60	72
7/32"					100	.051"	90	60	72
1/4"					100	.057"	90	60	72
						.064"	90	60	72
						.072"			72
						.075"	90	60	72
						.081"	90	60	72
						.091"	90	60	72
						.102"	90	60	72
						.114"	90	60	72
						.128"			72
						.144"			72
						.162"			72
						.182"			72

**specPLUS**

A premium service designed around your specific requirements. We can manufacture blades to order, which ultimately means more cuts per blade and increased blade performance. See your dealer for more details.

NEED TO UPGRADE YOUR OLD MACHINE? - TURN TO P.24



## Pipe Saw Blades ORBITAL CUTTING



“ Previously known as Multicut, our newly branded Duracore range of highly trusted blades to suit orbital pipe cutting machines are compatible with GF, Orbitalum, Axxair Lefon, EH Wachs, Gerima, Trav-L-Cutter and others.

These blades are widely used for stainless steel tube fabrication in order to produce a burr free square cut. Popular with brewery, distillation, food and dairy industries they are also available with a variety of coatings to suit your particular application.

- ✓ Manufactured from M35 HSSE cobalt material and TiN coated for optimum blade life.
- ✓ Sizes range from 63>100mm  $\varnothing$ , 1.00>2.00mm width, 16mm ID  $\varnothing$ , hollow ground with boss
- ✓ Tooth form (BW) alternate bevelled teeth specifically profiled for tube cutting
- ✓ Pin hole as standard to allow compatability with Axxair machines



WE OFFER A STATE OF THE ART  
RE-SHARPENING SERVICE. FOR  
MORE DETAILS GO TO P.23

NEED TO UPGRADE YOUR OLD MACHINE? - TURN TO P.24



A premium service designed around your specific requirements. We can manufacture blades to order, which ultimately means more cuts per blade and increased blade performance. See your dealer for more details.



DURACORE

## Milling Cutters SCCS & S / F



“ Previously known as the Multicut range, our newly branded Duracore blades are designed with a tooth form that gives strength and extra chip clearance. These can be used on custom machines, vertical and horizontal CNC's as well as manual machinery and are ideal for moderately deep cuts in steel where more clearance is provided on the peripheral. Made from HSS M2 steel and as the industry standard only the Imperial saws have keyway bores. **SPECPLUS** offers upgrades such as HSS-E Cobalt steel and PVD coatings and we can even source solid carbide should you need it!

**Side Chip Clearance Saws** - metric, imperial tooth options, staggered, straight

**Side & Face Cutters** - metric, imperial tooth options, staggered, straight



WE OFFER A STATE OF THE ART  
RE-SHARPENING SERVICE. FOR  
MORE DETAILS GO TO P.23



STOCK SIZES range from:

Imperial  
OD - 3"-8"  
Width - 1/16" - 5/16"

Metric  
OD - 63 - 160mm  
Width - 2.0 - 8.0mm

NEED TO UPGRADE YOUR OLD MACHINE? - TURN TO P.24

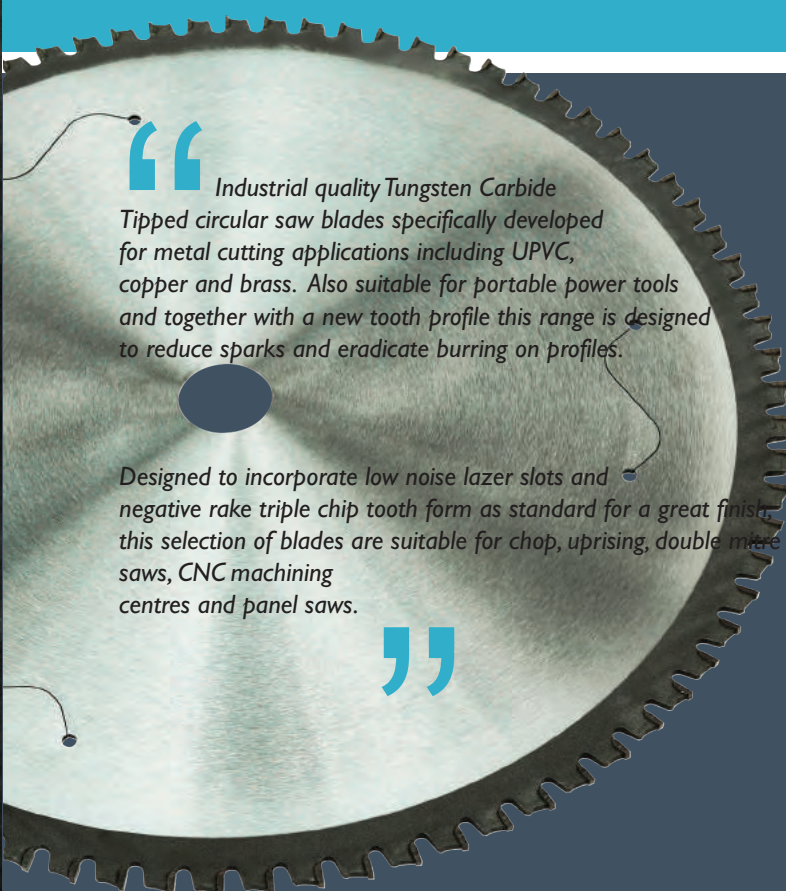
specPLUS

A premium service designed around your specific requirements. We can manufacture blades to order, which ultimately means more cuts per blade and increased blade performance. See your dealer for more details.



# DURACORE

## Tungsten Carbide Tipped (TCT) Industrial Circulars - FERRO DRY CUT



“ Industrial quality Tungsten Carbide Tipped circular saw blades specifically developed for metal cutting applications including UPVC, copper and brass. Also suitable for portable power tools and together with a new tooth profile this range is designed to reduce sparks and eradicate burring on profiles.

Designed to incorporate low noise lazer slots and negative rake triple chip tooth form as standard for a great finish, this selection of blades are suitable for chop, uprising, double mitre saws, CNC machining centres and panel saws.



Offering lazer slots for noise reduction / micro grain carbide tips for extra shock resistance and customised tooth profiles, specifically for cutting metals.

These blades can be re-sharpened multiple times unlike the ones available from other brands.

MACHINE	OD $\phi$	KERF	ID $\phi$	TOOTH	CUT	PART
	mm	mm	mm	Qty	Type	No:
Cordless	136	1,6	20	32	FWF	54828
Cordless	165	2,0	20	40	FWF	54830
Cordless	173	2,0	20	50	FWF	54880
Portable	180	2,0	20	36	WWF	30391
Portable	180	2,0	20	54	WWF	30392
Portable	230	2,0	25,4	48	WWF	16695
Portable	230	2,0	25,4	60	WWF	16682
Chop Saw	305	2,4	25,4	60	WWF	30934
Chop Saw	305	2,4	25,4	80	WWF	30951
Chop Saw	355	2,6	25,4	66	WWF	30984
Chop Saw	355	2,6	25,4	80	WWF	17547
Chop Saw	355	2,6	25,4	90	WWF	15822

Blade Compatibility							
Blade Dia $\phi$ mm	Tooth			Bore $\phi$ mm	Max RPM	Machine	Model
	Coarse	Medium	Fine			Make	No
136		32-FWF		20	4,200	Bosch	GKM 18 V-LI
						DeWalt	DCS373N
						Makita	BCS550/501
						Milwaukee	M18
						Panasonic	EY3530NQMKW EY452LN2M
165		40-FWF		20	3,800	Bosch	CCS180
						DeWalt	DC310K/DC390K
						Hilti	SCM22-A/ D104891A
						Milwaukee	2630-20 / 0730-20
174		50-FWF		20	3,500	DeWalt	DEW934K2H
						Milwaukee	HD28MS-0
						Wurth	MHKS 28-A
180	36-WWF		54-FWF	20	3,500	Alfra	RS185
						Evolution	180HD, Rage 1&4
						Fein	Sluggger 7-1/4
						Jancy	MCSLO7-2
						Makita	4131
						Milwaukee	0740-20
						Evolution	EVO HD230
230	48-WWF		60-WWF	25,4	2,700	Jancy	MCSL09 / MCSL09-2
						MK Morse	CSM9MB / CSM9NXTB
						Bosch	GCD121L
305	60-WWF		80-WWF	25,4	2,000	Makita	LC1230
						Skilsaw	SPT62MTC-22 12"
						Alfra	14" Super Dry Cut
355	66-WWF	80-WWF	90-WWF	25,4	1,450	DeWalt	DW872
						Draper	CSM355 (52657)
						Evolution	Rage2/Fury2 Steelsaw 14"
						Fein	MCCS14
						Jancy	MCCS14/-2
						Milwaukee	6190-20
						Morse	CSM14MB
						Rigid	614
						Sealey	SM355B/110V
						Steelmax	S14

NEED TO UPGRADE YOUR OLD MACHINE? -  
TURN TO P.24



A premium service designed around your specific requirements. We can manufacture blades to order, which ultimately means more cuts per blade and increased blade performance. See your dealer for more details.

WE OFFER A STATE OF THE ART RE-SHARPENING SERVICE. FOR MORE DETAILS GO TO P.23




## The Professional's Edge

BANDSAW BLADES MANUFACTURED TO THE HIGHEST STANDARD



*For over 175 years, Simonds has offered one of the broadest and most trusted lines of cutting tools and related equipment found anywhere in the world. Worldwide, they maintain a million square feet of manufacturing space and their plants manufacture a wide assortment of superior tools designed to cut metal, wood, paper and plastics efficiently and effectively.*

*As sole UK distributor for over 35 years we are totally committed to the Simonds range and have supreme confidence in presenting their products to you the consumer. Craftsmen and Tradesmen from a wide range of industries have grown to depend on the quality and innovation of Simonds products and services at a fair price so you can rely on them to give you 'The Professional's Edge'*







Wall Thickness mm	TPI (teeth per inch) Dimensions in mm											
	20	40	60	80	100	120	150	200	300	500	750	1000
2	10-14	10-14	10-14	10-14	10-14	10-14	10-14	10-14	8-12	6-10	5-8	5-8
3	10-14	10-14	10-14	10-14	10-14	10-14	8-12	8-12	6-10	5-8	4-6	4-6
4	10-14	10-14	10-14	10-14	8-12	8-12	6-10	6-10	5-8	4-6	4-6	4-6
5	10-14	10-14	10-14	8-12	6-10	6-10	6-10	5-8	4-6	4-6	4-6	3-4
6	10-14	8-12	8-12	8-12	6-10	6-10	5-8	5-8	4-6	4-6	3-4	3-4
8		6-10	6-10	6-10	5-8	5-8	5-8	4-6	4-6	3-4	3-4	3-4
10		6-10	6-10	5-8	5-8	5-8	4-6	4-6	4-6	3-4	3-4	3-4
12		5-8	5-8	5-8	4-6	4-6	4-6	4-6	3-4	3-4	2-3	2-3
15			5-8	4-6	4-6	4-6	3-4	3-4	3-4	2-3	2-3	2-3
20			4-6	4-6	4-6	3-4	3-4	3-4	2-3	2-3	2-3	2-3
30				3-4	3-4	3-4	2-3	2-3	2-3	2-3	1,5-2	1,5-2
50						3-4	2-3	2-3	2-3	1,5-2	1,5-2	1,5-2
75								1,5-2	1,5-2	1,5-2	1,5-2	1-1,5
100									1,5-2	1-1,5	1-1,5	1-1,5
150										1-1,5	1-1,5	1-1,5
200										1-1,5	1-1,5	1-1,5

SOLIDS	TPI	Diameter in mm																										
		3	6	10	15	30	45	60	80	100	120	150	200	250	300	350	400	500	600	700	800	900	1000	1200				
		10-14				3-4				2-3				1,3-2				0,7-1										
		8-12			6-10			5-8			4-6			3-4			2-3			1,5-2			1-1,5			0,8-1,2		
		BI-METAL		TUNGSTEN CARBIDE																								



## Bi-Metal M5I - Hard Metals & Production Cutting X-51 / SI - CLONE



✓ **X-51** - suitable for cutting cast iron, tool steel, die steel, stainless steel, nickel based alloys, titanium, inconel and other exotic alloys. These bandsaw blades feature M5I tooth tips making them far more durable and long lasting with an oversized blade width to increase beam strength.

✓ **SiClone** - ideal for cutting Inconel, D2, stainless steel, Monel and other exotic alloys. The unique tooth geometry prolongs blade life and minimises work hardening as well as being ideal for constant feed and pressure machines.



X-51™	1" X .035 27 X 0.9 250'	1-1/4" X .042 34 X 1.1 250'	1-1/2" X .050 41 X 1.3 250'	2" X .062 54 X 1.6 150'	2-5/8" X .062 67 X 1.6 150'
4-6 TPI	64W22000	64W25000	64W28000		
3-4 TPI	64W21000	64W24000	64W27000	64W31000	
2-3 TPI	64W20000	64W23000	64W26000	64W30000	64W34000
1.4-2 TPI				64W29000	64W33000
.7-9 TPI					64W32000

SiClone®	1" x .035 27 x 0.9 250'	1-1/4" x .042 34 x 1.1 250'	1-1/2" x .050 41 x 1.3 250'	2" x .062 54 x 1.6 165'	2-5/8" x .062 67 x 1.6 165'	3-1/8" x .062 80 x 1.6 165'
4-6 TPI	63544327	63550107				
3-4 TPI	63543750	63549600	63552604	63556504		
2-3 TPI	63542000	63559000	63552004	63556004		
1.4-2 TPI		63549000	63551204	63555004	63558004	
1.1-1.4 TPI				63554104	63557104	63559104
.7-9 TPI				63553500	63568004	63569004



# Bi-Metal M42 - General Applications

## BROADBAND / IC ENDURO / DIEBAND / BLOCKBUSTER

“ FOR LONGER LIFE AND A LOWER COST PER CUT COMPARED TO CARBON BLADES - CHOOSE BI-METAL EVERYTIME!

✓ BlockBuster M42 range are designed for high-production cutting applications where cut accuracy and blade life are the most critical factors

✓ BroadBand all purpose blade feature a patented A8 tooth design that provides optimal cutting performance across a broad range of materials, shapes, structurals and solids

✓ IC Enduro is designed for cutting bundle solids, structurals and tubes. It can handle large cross section structurals whilst avoiding blade pinching during the cut

✓ DieBand Plus is an M42 product developed specifically for work and machine shops where contour cutting is the norm ”

BroadBand® BI - METAL			
	3/4" x .035 19 x 0.9 328'	1" x .035 27 x 0.9 328'	1-1/4" x .042 34 x 1.1 250'
10-14 TPI	64363407	64367007	
8-12 TPI	64120007	64365507	64188007
6-10 TPI	64362007	64366007	64186007
5-8 TPI	64361007	64364907	64371507
4-6 TPI	64360007	64364607	64371207
3-4 TPI		64364307	64370007
2-3 TPI		64364007	64369007

BlockBuster® BI - METAL						
	1-1/4" X 0.042 34 X 1.1 250'	1-1/2" X 0.05 41 X 1.3 250'	2" X 0.05 54 X 1.3 165'	2" X 0.062 54 X 1.6 165'	2-5/8" X 0.062 67 X 1.6 165'	3-1/8" X 0.062 80 X 1.6 165'
5-8 TPI		64374007				
4-6 TPI		64373007	64375307	64377607		
3-4 TPI	64370507	64372707	64375207	64377407	64378807	
2-3 TPI	64369507	64372507	64375107	64377307	64378007	
1.4-2 TPI	64368008*	64371904*	64375004*	64377244*	64378854*	64378844*
1.1-1.4 TPI				64377264*	64378814*	64378824*
.8-1.0 TPI				64377224*	64377754*	64385004*

\* Ground Tooth Products

IC Enduro							
	3/4" x .035 19 x 0.9 250'	1" x .035 27 x 0.9 250'	1-1/4" x .042 34 x 1.1 250'	1-1/2" x .050 41 x 1.3 250'	2" x .062 54 x 1.6 165'	2-5/8" x .062 67 x 1.6 165'	3-1/8" x .062 80 x 1.6 165'
5-8 TPI	64361407	64365307	64371557	64374257			
4-6 TPI	64360307	64364107	64371477	64373757	64377657		
3-4 TPI		64364207	64371177	64372857	64377557	64379054	64390054
2-3 TPI			64369077	64372407	64377297	64380054	

DieBand Plus®			
	1/2" x .020 13 x 0.5 328'	1/2" x .025 13 x 0.6 328'	1/2" x .035 13 x 0.9 328'
14-18 TPI	61614180		
10-14 TPI	61610140	64512000	64522100
8-12 TPI		64511000	64521600
6-10 TPI		64510000	64521400
4 TPI			60720000
3 TPI			60730000

NEED TO UPGRADE YOUR OLD MACHINE? - TURN TO P.24



# Carbide Tipped TRIPLE CHIP / CWT / QUAD 7



- ✓ Triple Chip - applications include, production cutting operations, steel service centre's, foundries and aerospace. Suitable for cutting high nickel alloys, titanium, aluminium, bronze, Inconel and other exotic materials.
- ✓ CWT Carbide - suitable for cutting aluminium block, aluminium gates and risers, Inconel and nickel based alloys. Provides a positive rake angle incorporating an aggressive tooth geometry for faster cutting and increased production.
- ✓ Quad 7 Carbide - suitable for cutting alloy steels, high chrome alloys, mold steels, stainless steels, tool steels, bearing steels, titanium block, titanium plate saw, Inconel and nickel based alloys.



Quad 7™ Carbide	3/4" x .050 34 x 1.1 150'	1-1/2" x .050 41 x 1.3 150'	2" x .062 54 x 1.6 150'	2-5/8" x .062 67 x 1.6 150'	3-1/8" x .062 80 x 1.6 150'
2.5-3.5 TPI	55720350				
2-3 TPI		55741400	55754400		
1.9-2.1 TPI		55741500	55754500		
1.4-1.8 TPI		55741600	55754600	55767600	
1.1-1.4 TPI				55767700	55780700
.0-1.1					55780800
<i>Provides high penetration for faster cutting in alloy materials</i>					

CWT™ Carbide	1-1/4" x .042 34 x 1.1 150'	1-1/2" x .050 41 x 1.3 150'	2" x .062 54 x 1.6 150'	2-5/8" x .062 67 x 1.6 150'	3-1/8" x .062 80 x 1.6 150'
2-3 TPI	55334400	55341400	55354400		
1.9-2.1 TPI		55341500	55354500	55367500	
1.4-1.8 TPI		55341600	55354600	55367600	
.9-1.1 TPI				55367800	55380800
<i>Faster cutting and increased production rates</i>					

Triple Chip	1/2" x .035 13 x 0.9 250'	3/4" x .035 19 x 0.9 250'	3/4" x .050 19 x 1.3 250'	1" x .042 27 x 1.1 250'	1-1/4" x .042 34 x 1.1 250'	1-1/2" x .050 41 x 1.3 250'	2" x .062 54 x 1.6 150'	2-5/8" x .062 67 x 1.6 150'	3-1/8" x .062 80 x 1.6 150'
3 TPI	55799000	55800000	55800050	55801000	55801800				
2.5-3.5 TPI		55800508		55801108	55801208	55803458	55804808	55805908	
2-3 TPI					55801308	55803700	55804708		
1.9-2.1 TPI					55801508	55803308	55804508	55805858	
1.4-1.8 TPI						55803408	55804008	55805808	55807008
.9-1.1 TPI							55805008	55805308	55808008
<i>Triple Chip is ideal for cutting applications requiring a smooth surface finish and high production rates.</i>									



## Carbide Tipped

### NEGATIVE RAKE / SET TOOTH

Carbide Set Tooth	1/2" x .025 13 x 0.6 250'	3/4" x .035 19 x 0.9 250'	1" x .035 27 x 0.9 250'	1" x .042 27 x 1.1 250'	1-1/4" x .042 34 x 1.1 250'
4 TPI			55470500		
3 TPI	55176000	55400100	55400600	55400500	55500600
3 TPI VariSet*		55400200			

\* 3 TPI VariSet designed for foundry use

Negative Rake	1" x .042 27 x 1.1 250'	1-1/4" x .042 34 x 1.1 250'	1-1/2" x .050 41 x 1.3 250'	2" x .062 54 x 1.6 150'
2.5-3.5 TPI	55801908	55801408	55803608	55804908

Making short work of the hardest materials

✓ Negative Rake Carbide Tipped - blades make short work of hard materials. Suitable for cutting hardened materials up to 65 Rc on power feed saws when machinability is a challenge. A negative tooth tip rake angle provides greater tip strength which is able to penetrate high hard materials and surface coatings.

✓ Carbide Set Tooth - blades are superb in cutting high temperature alloys. Speciality blades such as the 3 TPI VariSet is also available for non-ferrous foundries. Applications include production cutting operations, steel service centres, foundries, aerospace and forging workshops.

NEED TO UPGRADE YOUR OLD MACHINE? - TURN TO P.24



## Carbon

# WOODMAX / HARDBACK / FLEXBACK / PALLETBUSTER



✓ Woodmax - suitable for cutting all softwoods and hardwoods including oak, maple, mahogany and hickory. Applications include furniture factories, cabinet shops and wood workshops

✓ PalletBuster - a bi-metal blade manufactured specifically for the recycling of used wooden pallets.

✓ HardBack - suitable for cutting mild steel, aluminium, brass, wood and plastic. A spring-tempered back increases beam strength for straighter, faster cuts and a longer life whilst a hardened tooth tip improves wear resistance.

✓ FlexBack - A hardened tooth tip prolongs cutting edge life whilst a flexible back extends the flexibility. Suitable for maintenance shops, foundries and workshops.



<b>PalletBuster®</b>	1-1/4" - .042 34 x 1.1 250'
5-8 TPI	64371527
<i>PalletBuster is manufactured specifically for the recycling of used wooden pallets</i>	

<b>HardBack</b>	1/2" x .025 13 x 0.6 328'	3/4" x .032 19 x 0.8 328'	1" x .035 27 x 0.9 328'
14 TPI Wavy		40828800	
10 TPI Regular	40818000	40827300	40832400
10 TPI Wavy		40827600	
8 TPI Regular	40817500		
4 TPI Sabre			40831700
2 TPI Sabre EHS		40825000	
2 TPI Sabre			40830000
<i>HardBack offers enhanced performance over FlexBack through improved beam strength</i>			

FlexBack	1/4" x .025 6 x 0.6 328'	3/8" x .025 10 x 0.6 328'	1/2" x .025 13 x 0.6 328'	5/8" x .032 16 x 0.8 328'	3/4" x .032 19 x 0.8 328'	1" x .035 27 x 0.9 328'
24 TPI Wavy			37469000			
18 TPI Regular	37390000	37425000	37466000			
14 TPI Regular	37388000	37421000	37460000	37484000	37529000	37571000
14 TPI Wavy			37463000			
10 TPI Regular	37382000	37418000	37454000		37517000	37565000
8 TPI Regular					37511000	37562000
6 TPI Regular			37451000		37508000	37559000
6 TPI Sabre	37379000	37412000	37448000		37505000	
4 TPI Regular						37556000
4 TPI Sabre	37373000	37409000	37445000			

*FlexBack is a versatile, low cost carbon blade*

<b>WoodMax™</b>	1/4" x .025 6 x 0.6 328' (100M)	3/8" x .025 10 x 0.6 328' (100M)	3/8" x .032 10 x 0.8 328' (100M)	1/2" x .025 13 x 0.6 328' (100M)	1/2" x .032 13 x 0.8 328' (100M)
6 TPI Sabre MultiSet	37379000	37412000		37448000	
4 TPI Sabre MultiSet	37373000	37409000		37445000	
4 TPI Sabre ETS*			37621600		37623500
3 TPI Sabre MultiSet		37403000		37439000	
3 TPI Sabre EHS**			37621200		37622300

*Ideal for furniture, cabinet and woodworking operations*

\*ETS = Every Tooth Set

\*\*EHS = Extra Heavy Set



## State of the Art Re-Manufacturing Technology - THE UK'S COMPLETE SHARPENING SERVICE



*Instead of 'sharpening' blunt blades, our approach is to 'remanufacture' them using advanced CNC machinery - the same machinery as is used by leading sawblade manufacturers globally.*

**What does this mean to you....?**


*Well... we can say to the majority of our customers that for around 75% of its useable life, a remanufactured blade will perform like new. After that, there will be degradation due to reduced base material and tooth facet but the key point to make is that by using our service, you the customer will benefit from blades that, time after time can be remanufactured to perform as precisely and as efficiently as they did when new - and all for significantly less than the cost of purchasing new blades.*



**GOT BLADES THAT NEED  
SHARPENING?**

Tel: 01384 264 954

[sales@dynashape.co.uk](mailto:sales@dynashape.co.uk)



*...bringing greater precision to sawblade remanufacturing*



## Industrial Cold Saws CIRCULAR & MANUAL

WE OFFER A STATE OF THE ART BLADE  
RE-SHARPENING SERVICE. FOR  
MORE DETAILS GO TO P. 23

# multi-CUT

### “ MULTI-CUT CS 250 & CS 275 WORKSHOP COLD, CIRCULAR SAWS WITH 2 WAY MITRE

*Recommended for general workshop use and light - medium fabrication / production applications. These two machines are a popular choice offering a swivel head design for two way mitre cutting as well as excellent value for money.*

- For medium / heavy duty general workshop applications
- Optional pedestal for floor mounting (CS 250 only)
- Pedestal containing coolant system (CS 275 only)
- 2 way mitre cutting
- Anti-burr offcut vice (90° cuts only)
- Benchtop mounted (CS 250 only)
- Adjustable length stop
- Quick action manual vice
- Flood coolant system



”

#### CS250 TECHNICAL DETAILS

CUTTING CAPACITY	90°	45°
Round Material Tube	75mm	65mm
Round Material Solid	30mm	30mm
Square Material Tube	65mm x 65mm	55mm x 55mm
Rectangular Material Tube	80mm x 50mm	60mm x 50mm
MACHINE DETAILS		
Motor Power	1hp single ph - 2hp 3ph	
Blade Diameter	250mm x 32mm bore	
Blade Speed 1ph	45rpm	
Blade Speeds 3ph	45/90 rpm	
Max Vice Opening	100mm	
Machine Weight	110kg	
Width	920mm	
Height on Pedestal	1600mm	
Depth	880mm	

#### CS275 TECHNICAL DETAILS

CUTTING CAPACITY	90°	45°
Round Material Tube	85mm	65mm
Round Material Solid	40mm	40mm
Square Material Tube	75mm x 75mm	55mm x 55mm
Rectangular Material Tube	90mm x 50mm	60mm x 50mm
MACHINE DETAILS		
Motor Power	2hp 3ph	
Blade Diameter	275mm x 32mm bore	
Blade Speed 3ph	45/90rpm	
Max Vice Opening	100mm	
Machine Weight	160kg	
Width	950mm	
Height on Pedestal	1645mm	
Depth	970mm	







# multi-CUT

WE OFFER A STATE OF THE ART  
RE-SHARPENING SERVICE. FOR  
MORE DETAILS GO TO P. 23


## Industrial Cold Saws CIRCULAR & MANUAL



### MULTI-CUT CS 315 & CS 350 WORKSHOP COLD, CIRCULAR SAWS WITH 2 WAY MITRE

Recommended for general workshop use and light - medium fabrication / production applications. These two machines are a popular choice offering a swivel head design for two way mitre cutting as well as excellent value for money.

- For medium / heavy duty general workshop applications
- Pedestal containing coolant system
- Anti-burr offcut vice (90° cuts only)
- Variable blade speed with inverter & digital display 24-120rpm (CS 350 only)
- Adjustable length stop
- quick action manual vice
- Electric flood coolant system
- 2 way mitre cutting



#### CS315 TECHNICAL DETAILS

CUTTING CAPACITY	90°	45°
Round Material Tube	100mm	90mm
Round Material Solid	50mm	50mm
Square Material Tube	82mm x 82mm	82mm x 82mm
Rectangular Material Tube	110mm x 70mm	85mm x 70mm
MACHINE DETAILS		
Motor Power	2hp 3ph	
Blade Diameter	315mm	
Blade Speed 3ph	44/88rpm	
Max Vice Opening	120mm	
Machine Weight	175kg	
Width	990mm	
Height on Pedestal	1830mm	
Depth	1020mm	

#### CS350 TECHNICAL DETAILS




CUTTING CAPACITY	90°	45°
Round Material Tube	120mm	100mm
Round Material Solid	85mm	75mm
Square Material Tube	105mm x 105mm	85mm x 85mm
Rectangular Material Tube	160mm x 90mm	85mm x 70mm
MACHINE DETAILS		
Motor Power	3hp 3ph	
Blade Diameter	350mm	
Blade Speed 3ph	Variable (inverter)	24~120rpm
Max Vice Opening	170mm	
Machine Weight	250kg	
Width	990mm	
Height on Pedestal	1720mm	
Depth	1200mm	



## Industrial Bandsaws SEMI-AUTO SCISSOR ACTION



### TECHNICAL SPECIFICATIONS - KME 280 AND KME 350

			KME 280 mm	KME 350 mm
CAPACITY		ROUND	280mm	350mm
		SQUARE	260 x 260	350 x 350
		RECTANGLE	210h x 340w	310h x 400w
Motor Power			2.2kw	3kw
Feeding Height			725mm	745mm
Machine Weight			675kg	1200kg
Machine Dimensions			H=1170	H=1300
			W=1100	W=1200
			L=2070	L=2515
<b>STANDARD FEATURES</b>				
Clamping			Hydraulic	Hydraulic
Band Tensioning			Hydro-mechanical with gauge	
Band Speed Range			20-110m/min with inverter	
Coolant System			Electric Pump	Electric Pump
Downfeed Control			Hydraulic Variable Rate	
Maximum Bar Feed			6000mm	6000mm
Max No. of Programs			8	8
Blade Dimensions			3660 x 27mm	4860 x 34mm
Swarf Remover			Electric Screw Type	

“ The all new range of automatic bandsaws available from Kesmak designed to use powered rollers to advance material to the programmed cut length. Together with the simple NC control it can set the number of pieces to be cut as well as offering up 8 different cutting lengths. ”



WE OFFER A STATE OF THE ART BLADE RE-SHARPENING SERVICE. FOR MORE DETAILS GO TO P.23



## Tube Benders

### NON - MANDREL

# MACKMA®

“

... the *ONLY* range of non-mandrel machines on the market designed to bend tube to the right and left!

”

- Suitable for the smaller workshop where space is at a premium.
- Superior 'bend' results
- Innovative modular design, combined with easy, intuitive programming and low energy costs.
- 9 patents - outstanding construction.
- The range is able to deal with diameters ranging from **33.4 - 273mm**.
- 2 year warranty on all models
- Beats other non-mandrel machines in it's category hands down

CONTACT YOUR DEALER FOR MORE INFORMATION





## Workshop Bandsaws


TRUSTED AND PROVEN FOR OVER 30 YEARS



### IMET GBS 242 GH AUTOCUT BANDSAW

A versatile autocut bandsaw which can be used in either manual / automatic gravity feed modes. Ideal for small to medium batch production with either an easy bi-directional swing head for a mitre up to 45° right and 60° left with the rotating cutting table.

- Swing head 2 way easy mitre
- Positive mitre locations at 0-45° - 60° R/H 0-45 L/H
- Quick action manual vice
- Electric flood coolant system
- Variable down feed control
- 2 years parts warranty with 12 months on-site labour cover
- Rotating cutting table
- Gravity feed manual vice cutting with 3 way control
- Carbide blade guides
- Rapid approach to material & shut off after cut



#### SCHEDA TECNICA - TECHNICAL FEATURES

Icon	Circle	Square	Rectangle	Wavy	Circle with lines
☐ 0°	250	210	290X210	3~	1 0 2
☒ 45°	220	200	210X200		
☒ 60°	140	130	140X130		
☒ 45°	170	170	170X170		
<b>KW</b>	<b>m/1</b>	<b>H</b>	<b>Kg</b>	<b>h</b>	<b>H</b>
1.1/1.3	35/70	H 27	290		
		s 0.9			
		L 2965			
					B 1500 L 1250 H 1700 h 940

DON'T FORGET WE OFFER A STATE OF THE ART  
BLADE RE-SHARPENING SERVICE.  
FOR MORE DETAILS GO TO P.23



## Workshop Bandsaws

### TRUSTED AND PROVEN FOR OVER 30 YEARS



#### ADDISON JUBILEE 250 & 300 BANDSAW

Two of the UK's best selling horizontal bandsaws for general workshop and fabrication applications. These iconic machines have been well proven for over 30 years and like the IMET (see P. 23) still offer the same levels of precision and reliability at market leading prices.

- Quick set manual vice with half nut
- Electric flood coolant system (option for pure oil mist)
- Swivel vice for mitre cuts upto 45°
- Precision carbide blade guides with pre-twist roller bearings
- Precise variable down feed control
- Variable blade speed
- Blade cleaning brush



300

JUBILEE 300 TECHNICAL DETAILS		
<b>CUTTING CAPACITY</b>	90°	45°
Round Material	304mm	203mm
Square Material	304 x 304mm	203 x 203mm
Rectangular Material	406 x 254mm	203 x 304mm
<b>MACHINE DETAILS</b>		
Blade Speed Range	17~1082m/min (variable)	
Blade Dimensions	3475 x 27mm	
Blade Guides	Carbide with Bearing Guides	
Blade Cleaning	Wire Brush	
Blade Tensioning	Manual	
Motor Power	2hp	
Main Vice	Manual with Quick Positioning Half Nut	
Machine Weight	38040	
Dimensions (mm)	1550 x 1300	



250

JUBILEE 250 TECHNICAL DETAILS		
<b>CUTTING CAPACITY</b>	90°	45°
Round Material	254mm	203mm
Square Material	254 x 254mm	152 x 152mm
Rectangular Material	406 x 254mm	203 x 152mm
<b>MACHINE DETAILS</b>		
Blade Speed Range	17~1082m/min (variable)	
Blade Dimensions	3475 x 27mm	
Blade Guides	Carbide with Bearing Guides	
Blade Cleaning	Wire Brush	
Blade Tensioning	Manual	
Motor Power	2hp	
Main Vice	Manual with Quick Positioning Half Nut	
Machine Weight	380kg	
Dimensions (mm)	1550 x 1300	



## LUBRICANT & MIST SYSTEMS



Addison Saws range of high performance formula for use through metered mist air equipment ensures economical lubricant utilisation whilst eliminating fluid loss associated with flood coolants.

**Addimist HP** is a pale amber liquid derived from natural vegetable oils and blended with a high level of performance enhancing additives. Featuring low toxicity whilst being readily biodegradable it has a high affinity to metal surfaces which in turn gives superior adhesion.

- ❑ ULTRA HIGH LUBRICITY
- ❑ SOLVENT FREE
- ❑ EASES METAL REMOVAL
- ❑ BIODEGRADABLE - NON TOXIC
- ❑ CHLORINE FREE
- ❑ ENHANCES SAW LIFE

**Addicut HD** is designed specifically to reduce flank wear and extended blade life in all sawing operations. It is recommended for use in arduous applications involving metals that are difficult to cut. Its sulphur free chemistry is especially beneficial for abrasive or tough materials including HE15 and LM6 aluminium alloys.

- ❑ FORMS A STABLE SUPERFINE EMULSION
- ❑ NON-FOAMING
- ❑ SATURATES WELL & DRAINS FREELY
- ❑ AVAILABLE IN 1 / 5 & 25 LITRE BOTTLES
- ❑ RESISTS BACTERIA
- ❑ NO NITRATES / SILICONES
- ❑ MULTI-METAL COMPATIBLE





**Addison**  
*PROVEN* IN PRODUCTION

60  
 YEARS

## MACHINE PARTS & SERVICING

“

*With over 60 years experience in metal cutting machinery our team of experienced service engineers are based all over the UK. Our goal is to simply keep your production line up and running whether you have a circular, bandsaw, scissor action, twin column or vertical bandsaw, we can help.*

*We do this in three ways... through our 'Preventative Maintenance Agreement' (PMA) which is designed to offer x2 service visits to your workshop per year to ensure all is running smoothly, to replace parts if necessary and advise on related problems or concerns.*

*Secondly through our breakdown service which ensures an engineer will be with you asap together with the necessary parts and finally through our extensive stock of spare parts available for collection or next day delivery. **Whatever your needs we have a solution!***

”

### LOOKING FOR A NEW BIT OF KIT?

- INDUSTRIAL COLD SAWS - [PAGE 24-25](#)
- TUBE BENDERS - [PAGE 27](#)
- WORKSHOP BANDSAWS - [PAGE 28-29](#)

**DON'T FORGET WE OFFER A STATE OF THE ART  
 BLADE RE-SHARPENING SERVICE.  
 FOR MORE DETAILS GO TO P.23**

**specPLUS**

A premium service designed around your specific requirements. We can manufacture blades to order, which ultimately means more cuts per blade and increased blade performance. **See your dealer for more details.**

